

BUSINESS PLAN
INCOME GENERATING ACTIVITY – Vermi-Composting
by
Self Help Group Vermi-composting -Nari Shakti Nandpur



SHG/CIG Name	::	Nari Shakti Nandpur
VFDS Name	::	Judu
Range	::	kanda
Division	::	Chopal

Prepared under:



Project for Improvement of Himachal Pradesh Forest Ecosystems Management & Livelihoods (JICA Assisted)

Table of Contents

Sl. No.	Particulars	Page/s
1.	Background	3
2.	Description of SHG/CIG	4
3.	Beneficiaries Detail:	4
4.	Geographical details of the Village:	5
5.	Description of Product related to Income Generation Activity	5
6.	Description of Production Processes	5
7.	Description of Production Planning	6
8.	Description of Marketing /Sale	6
9.	SWOT Analysis	7
10	Description of Management among Members	7
11	Cost analysis	8-9
12.	Gist of Economic Analysis	10
13.	Fund Requirement	10
14.	Sources of Fund	10
15.	Bank Loan Repayment	11
16.	Trainings/capacity building/skill up-gradation	11
17.	Monitoring Method	11
18.	Photo SHG Members	12
19.	Business Plan Approval	13

1. Background

Vermi-composting has been gaining popularity, mainly due to shift towards organic farming. There are ecological, economic and human health benefits associated with it. The use of vermin-composting in place of chemical fertilizers results into better soil health, balanced ratio of various minerals and good fertility and best quality crop production. Vermicomposting has direct environmental and economic benefits by contributing to the sustainable agriculture and horticulture production and income of farmers significantly.

Vermicomposting

Vermi-composting, rightly called **Gold** from garbage is the measure input in organic farming. Vermicomposting is a process in which the earthworms convert in the organic waste into manure rich and high nutritional content. Earthworms are commonly found living in soil, feeding on biomass, and excreting it in a digested form. Earthworms feed on the organic waste materials and give out excreta in the form of “vermicasts” that are rich in nitrates and minerals such as phosphorus, magnesium, calcium, and potassium. These vermicasts are used as fertilizers and they improve the soil quality. There is great demand for vermin-compost due to the high level of nutrient content.

Materials Required

1. Water
2. Cow dung
3. Thatched roof
4. Soil or Sand
5. Earthworms
6. Gunny bags
7. Organic biomass
8. Plastic or cemented tank
9. Dry straw and leaves collected from the fields
10. Biodegradable wastes collected from fields and kitchen.

2. Description of SHG/CIG

SHG/CIG name	SHG Nari Shakti NandpurVermicompost
VFDS	Juddu
Range	Kanda
Division	Chopal
District	Shimla
Total no. of members in SHG	08
Date of formation	18/07/2017
Bank account no.	46210102417
Bank details	IFSC HPSC0000462 Himachal Pradesh State Cooperative Bank
SGH/CIG monthly saving	50 /-
Total saving	27000/-
Total inter-loaning	20000/-
Cash credit limit	-
Repayment status	-

3. Beneficiaries Detail:

Sr.no.	Name	Father/ Husband Name	Age	Education	Category	Income source	Address	Contact No
1.	Seema Devi (President)	W/o Mohan Singh	38	5 th	General	Agriculture	Judu	7018211877
2.	Shaina Devi (Vice President)	W/o Deelam Singh	48	---	General	Agriculture	Judu	9816993777
3.	Beemla Devi (Secretary)	W/o Layak Ram	46	----	S.C.	Agriculture	Judu	8580784229
4.	Koshalya Devi (Treasurer)	W/o Dulla Ram	50	8 th	General	Agriculture	Judu	7018939772
5.	Sunita Devi (Member)	W/o Gulab Singh	37	5 th	General	Agriculture	Judu	8894756776
6.	Lakshmi Devi (Member)	W/o Mangeeya Ram	43	-	General	Agriculture	Judu	8894450408
7.	Usha Devi (Member)	W/o Devender	33	10 th	S.C.	Agriculture	Judu	9805142299
8.	Monika Devi (Member)	W/o Suresh Kumar	36	12 th	General	Agriculture	Judu	9805599290

4. Geographical Details of The Village

3.1	Distance from the District HQ	::	200Km
3.2	Distance from main Road	::	200 mtr
3.3	Name of local market & distance	::	Kupvi 2.5km.Nerwa 60 km
3.4	Name of main market & distance	::	Kupvi 2.5km
3.5	Name of main cities & distance	::	Shimla 200 km,
3.6	Name of main places where product will be sold/ marketed	::	Kupvi 2.5 km Nerwa 60km,

5. Description of Product related to Income Generating Activity

4.1	Name of the Product	::	Vermi-compost
4.2	Method of product identification	::	The activity was shortlisted and finalized, keeping in view the great demand of Vermi compost, the area being an apple belt.
4.3	Consent of SHG/CIG/cluster members	::	Yes, the activity was collectively decided by the group.

6. Description of Production Process

Step 1	To prepare compost, either a plastic or a concrete tank/pit can be used. The size of the tank/pit depends upon the availability of raw materials, however as a standard, the sizing is being kept 10ftX4ftX2ft.
Step-2	Collect the biomass and place it under the sun for about 8-12 days. Now chop it to the required size using the cutter.
Step-3	Prepare a cow dung slurry and sprinkle it on the heap for quick decomposition.
Step-4	Add a layer (2 – 3 inch) of cement concrete at the bottom of the tank/pit.
Step-5	Now prepare fine bedding by adding partially decomposed cow dung, dried leaves and other biodegradable wastes collected from fields and kitchen. Distribute them evenly on the concrete layer.
Step-6	Continue adding both the chopped bio-waste and partially decomposed cow dung layer-wise into the tank/pit up to a depth of 0.5-1.0 ft.
Step-7	After adding all the bio-wastes, release the earthworm species over the mixture and cover the compost mixture with dry straw or gunny bags.
Step-8	Sprinkle water on a regular basis to maintain the moisture content of the compost.
Step-9	Cover the tank/pit with a thatch roof to prevent the entry of ants, lizards, mouse,

	snakes, etc. and protect the compost from rainwater and direct sunshine.
Step-10	Have a frequent check to avoid the compost from overheating. Maintain proper moisture and temperature.
Step-11	Collection of earthworms after Verm compost collection. Sieving of the composted material to separate fully composted ready material. The partially material will be again put into Vermi-compost bed.
Step-12	Storage of Vermi compost in proper place to maintain moisture and allow the beneficial microorganisms to grow.

7. Description of Production Planning

6.1	Production Cycle (in days)	::	90 days (three cycles in a year)
6.2	Manpower required per cycle (No.)	::	1
6.3	Source of raw materials	::	From household and own farms
6.4	Source of other material	::	Open market
6.5	Raw material - quantity required per cycle (Kg) per member	::	1800 Kg per cycle
6.6	Expected production per cycle (Kg) per member	::	900Kg per cycle

8. Description of Marketing/ Sale

7.1	Potential marketplaces	::	HP Forest Deptt. Local market Use on own farm
7.2	Distance from the unit	::	To be supplied to different locations
7.3	Demand of the product in marketplace/s	::	HP Forest Department is procuring huge vermi-compost for their nursery. Huge demand in locality for orchard use, area being an apple belt.
7.4	Process of identification of market	::	PMU will facilitate the tie up of procurement of vermi-compost produced by SHG with HP Forest Deptt.
7.5	Marketing Strategy of the product	::	SHG members will also explore the additional marketing options around their villages for better sale price in future.
7.6	Product branding	::	At CIG/SHG level product will be marketed by branding of respective CIG/SHG. Later this

			IGA may require branding at cluster level
7.7	Product “Slogan”	::	“Let’s go organic”

9. SWOT Analysis

❖ Strength

- Each of the SHG members are having cattle varying from 2 to 4 in each household
- Families of SHG members are cultivating high value crops & vegetables which offers adequate availability of raw materials i.e. farm organic wastes throughout the year.
- Raw material easily available at their farms
- Manufacturing process is simple
- Proper packing and easy to transport
- Other family members will also cooperate with beneficiaries
- Product shelf-life is long

❖ Weakness

- Effect of temperature, humidity, moisture on manufacturing process/product.
- Lack of technical know-how

❖ Opportunity

- Increasing demand of vermi-compost on account of awareness among farmers about organic and natural farming
- Application of vermi-compost on their own field will go a long way in improving and enhancing the soil health and production of quality farm produce which will offer better price.
- Best utilization of organic waste including household left outs of kitchens
- Potential for marketing tie up with HP Forest

❖ Threats/Risks

- Possibility of break of production cycle due to extreme weather
- Competitive market
- Level of commitment among beneficiaries towards participation in training/ capacity building & skill up-gradation

10. Description of Management among Members

- ➔ **Production** – It will be taken care of by individual members including procurement of raw materials
- ➔ **Quality assurance** – Collectively
- ➔ **Cleaning & packaging** – Collectively
- ➔ **Marketing** – Collectively
- ➔ **Monitoring of the unit** - Collective

11. Cost analysis

(Amount in actual Rs.)

S. No	Particulars	Units	Quantity / Nos.	Cost (Rs.)	Year 1	Year 2	Year 3	Year 4	Year 5
A.	Capital Cost								
A. 1	Construction of work-shed								
1	Hardware items, construction of pit (Size will be of 10ftX4ftX2ft)	Per member	8	6000	48000	0	0	0	0
2	Construction of cover shed	Per member	8	4000	32000				
	Sub-total (A.1)				80000	0	0	0	0
A. 2	Machinery and equipment								
2	Tools, equipment etc.	Per member	8	2000	16000	0	0	0	0
	Sub-total (A.2)				16000	0	0	0	0
	Total Capital Costs (A.1+A.2)				96000	0	0	0	0
B	Recurring Costs								
3	Seed earthworm	Per Kg	8	500	4000	0	0	0	0
4	Cost of procurement of Slurry/dung/waste	Tonne	42	800	33600	35280	37044	38896	40841
5*	Labour Cost	Per tonne	21	700	14700	15435	16206	17016	17866
6	Packing materials	No.	182	40	7280	7644	8026	8427	8849
7	Other handling charges	Per tonne	21	150	3150	3307	3472	3646	3828

C	Other charges								
8	Insurance	L/S		0	0	0	0	0	0
9	Interest on loan	Per annum		0	0	0	0	0	0
	Total recurring costs				62730	61666	64748	67985	71384
	Total cost = Capital + recurring				158730	61666	64748	67985	71384
D	Income from vermicomposting								
12	Sale of vermicompost	Tonnes	21	6400	134400	147840	162624	178886	196775
13	Sale of earthworm					3500	7000	7000	7000
14	Total revenue				134400	151340	169624	185886	203775
15	Net returns (D-C)				-24330	89674	104876	117901	132391

Note –

Activity on own land

All operations to be done by the members themselves

No extra labour cost, since all member will do the work themselves.

Abstract of Cost/ Benefit

Particulars	Year 1	Year 2	Year 3	Year 4	Year 5
Capital cost	96000	0	0	0	0
Recurring cost	62730	61666	64748	67985	71384
Total cost	158730	61666	64748	67985	71384
Total revenue	134400	151340	169624	185886	203775
Net profit	-24330	89674	104876	117901	132391

12. Gist of Economic Analysis

- ➔ Pit size for each member has been planned at 10X4X2 ft for one pit.
- ➔ Cost of production of vermi-compost has been estimated at Rs. 3.6 per Kg
- ➔ Sale of vermi-compost (conservative side) is proposed at Rs. 6 per Kg
- ➔ Net profit is estimated to be Rs. 6-3.6 = 2.4 per Kg
- ➔ It is proposed that each member will produce 3.3tonnes of vermi-compost every year resulting in production of 46.2tonnesvermi-compost by all 14 members of SHG in one year.
- ➔ Cost of earthworm has been kept at Rs. 500.00 per kg
- ➔ During the second years onwards, there will be surplus earthworms for sale (as it will multiply during the process of production of vermi-compost)
- ➔ The vermi-compost making is a profitable IGA and therefore has been taken up by the SHG members.

13. Fund requirement:

Sl. No.	Particulars	Total Amount (Rs)	Project support	SHG contribution
1	Total capital cost	96000	54000	42000
2	Total Recurring Cost	62730	0	62730
3	Trainings/ capacity building/skill up-gradation	30000	30000	
	Total =	188730	84000	104730

Note-

- **Capital Cost –75 and 50%** of capital cost to be covered under the Project
- **Recurring Cost -** To be borne by the SHG/CIG.
- **Trainings/capacity building/ skill up-gradation -** To be borne by the Project

14. Sources of fund:

Project support;	<ul style="list-style-type: none"> • 75 and 50% of capital cost will be utilized for construction of pit (Size will be of 10ftX4ftX2ft) • Rs 1 lakh as revolving fund will be parked in the SHG bank account (should be utilized for taking bank loan in case of taking loan from bank) or as a revolving 	Procurement of materials for pit/construction of pit will be done by respective DMU/FCCU after following all codal formalities.
------------------	---	---

	<p>fund.</p> <ul style="list-style-type: none"> • Trainings/capacity building/skill up-gradation cost. 	
SHG contribution	<ul style="list-style-type: none"> • 75and 50% of capital cost to be borne by SHG, this include cost of shed/construction of shed. • Recurring cost to be borne by SHG 	

15. Bank loan repayment

If the loan is availed from bank it will be in the form of cash credit limit and for CCL there is not repayment schedule; however, the monthly saving and repayment receipt from members should be routed through CCL.

- In CCL, the principal loan outstanding of the SHG must be fully paid to the banks once a year. The interest amount should be paid on a monthly basis.
- In term loans, the repayment must be made as per the repayment schedule in the banks.

16. Trainings/Capacity Building/Skill Up-gradation

Trainings/capacity building/ skill up-gradation cost will be borne by project.


Following are some trainings/capacity building/ skill up-gradationproposed/needed:

- ➔ Project Orientation Group Formation/ Reorganization
- ➔ Group Concept and Management
- ➔ Introduction to IGA (General)
- ➔ Marketing and Business Plan Development
- ➔ Bank Credit Linkages & Enterprise Development
- ➔ Exposure Visit of SHG – Within the State& Outside State

17. Monitoring Mechanism

- ➔ Social Audit Committee of the VFDS will monitor the progress and performance of the IGA and suggest corrective action if need be to ensure operation of the unit as per projection.
- ➔ SHG should also review the progress and performance of the IGA of each member and suggest corrective action if need be to ensure operation of the unit as per projection.

Group members Photos -




Certificate

The Business plan of Self Help Group Naxi Shakti Nandpur for the IGA of Vermi - Composting was Presented before the General House of Judu for approval. After long discussion and thoughtful deliberation by the different members the business plan was approved for adoption in the SHG and further implementation by the members of the SHG.

Dated
Place:

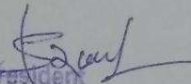
26-7-22
Judu


President SHG


Block Forest Officer
KANDA
Treasurer VFDS


President VFDS

FTU Officer Kanda


President
Village Forest Development Society
Gram Panchayat Charoli-I
Teh. Kupvi, Distt. Shimla (H.P.)


Range Forest Officer
Forest Range Kanda

Approved


DMU-cum-Divisional Forest Officer
Chopal Forest Division Chopal.